

# 940/941 Installation Instructions



Includes built-in test membrane



Easily remove membrane after testing.



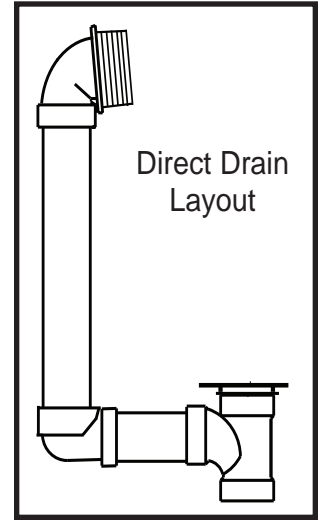
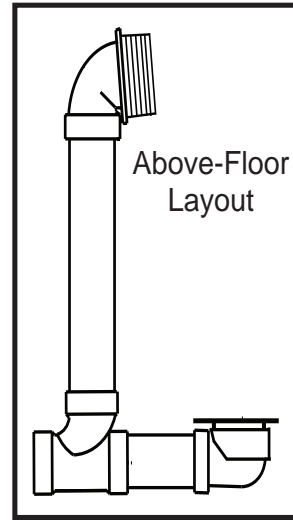
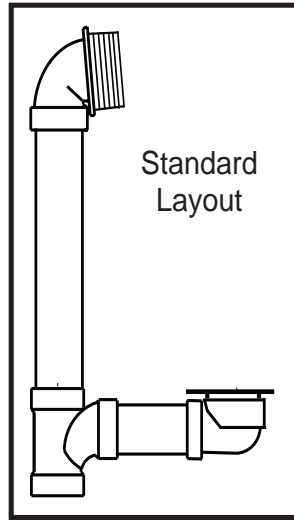
After installation, snap on overflow plate. No screws

**CAUTION:** Do not use linseed oil based putty products. Use only thread compounds specifically intended either for ABS or PVC assembly.

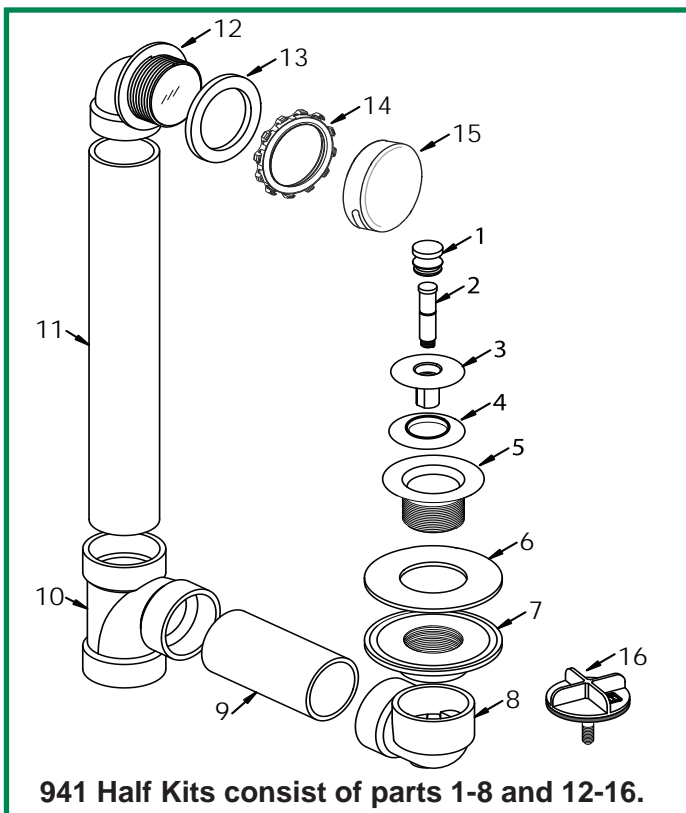


WATCO MANUFACTURING COMPANY  
1220 South Powell Road  
Independence, MO 64057-2724  
Phone: 816-796-3900 • 800-821-8576  
Fax: 816-796-0875 • 800-399-2826  
www.watcomfg.com

**This product can be assembled in three different ways:**



## 940/941 Series Parts List

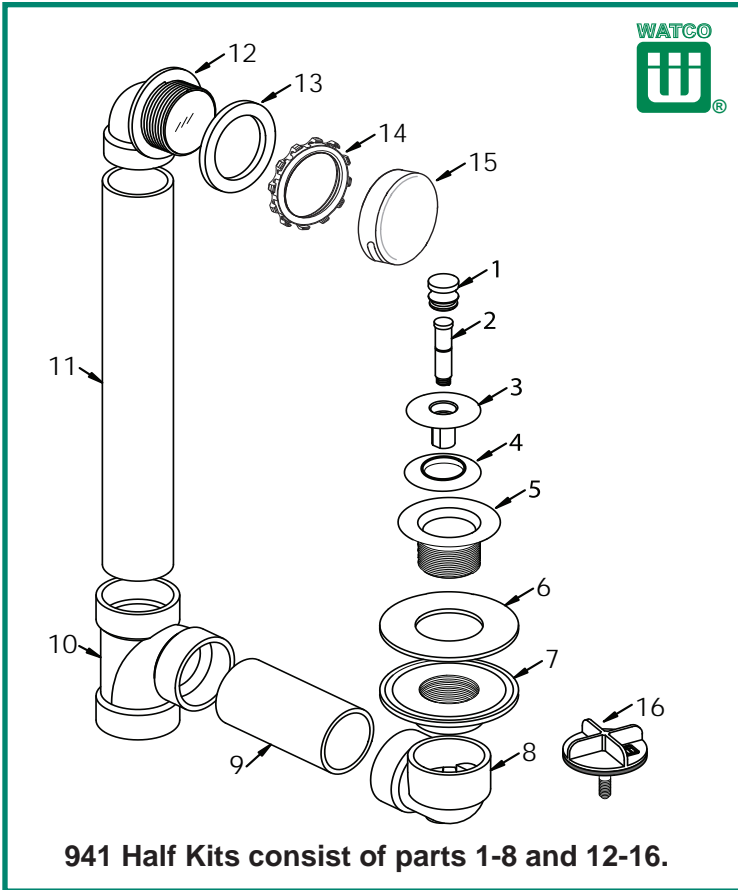


941 Half Kits consist of parts 1-8 and 12-16.

Item	Part #	Description
1.	01010CP..	Knob, Brass
2.	11584.....	Friction Ring (11504) and Post (11508)
3.	01013CP..	Stopper, Brass
4.	11507.....	Seal, 1 <sup>1</sup> / <sub>16</sub> " dia.
5.	01022CP..	Strainer Body, 1.625" - 16 - 1.25", Metal
6.	10693.....	Drain Flange Gasket, Perfect Fit®
7.	11022.....	Drain Flange, Perfect Fit®, ABS
	14022.....	Drain Flange, Perfect Fit®, PVC
8.	11023.....	Drain/Overflow Elbow, Perfect Fit®, ABS
	14023.....	Drain/Overflow Elbow, Perfect Fit®, PVC
9.	11605.....	Pipe, Schedule 40, ABS, 1.5" x 4.625"
	11606.....	Pipe, Schedule 40, PVC, 1.5" x 4.625"
10.	14011.....	Sanitary Tee, Schedule 40, ABS
	14010.....	Sanitary Tee, Schedule 40, PVC
11.	11605.....	Pipe, Schedule 40, ABS, 1.5" x 11.75"
	11606.....	Pipe, Schedule 40, PVC, 1.5" x 11.75"
12.	11020.....	Innovator® Overflow Ell, Schedule 40, ABS
	14020.....	Innovator® Overflow Ell, Schedule 40, PVC
13.	10675.....	Overflow Ell Washer, Foam
14.	11121.....	ABS Retainer Star Nut for Innovator®
15.	01004CP..	Overflow Plate for Innovator®
16.	11575.....	Test Plug with O-Ring-type Gasket



# 940/941 Installation Instructions



Item	Part #	Description
1.	01010CP	Knob, Brass
2.	11510	Friction Ring (11505) and Post (11532)
3.	01013CP	Stopper, Brass
4.	11507	Seal, 1 <sup>1</sup> / <sub>16</sub> " dia.
5.	01022CP	Strainer Body, 1.625" - 16 - 1.25", Metal
6.	10693	Drain Flange Gasket, Perfect Fit®
7.	11022	Drain Flange, Perfect Fit®, ABS
	14022	Drain Flange, Perfect Fit®, PVC
8.	11023	Drain/Overflow Elbow, Perfect Fit®, ABS
	14023	Drain/Overflow Elbow, Perfect Fit®, PVC
9.	11605	Pipe, Schedule 40, ABS, 1.5" x 4.625"
	11606	Pipe, Schedule 40, PVC, 1.5" x 4.625"
10.	14011	Sanitary Tee, Schedule 40, ABS
	14010	Sanitary Tee, Schedule 40, PVC
11.	11605	Pipe, Schedule 40, ABS, 1.5" x 11.75"
	11606	Pipe, Schedule 40, PVC, 1.5" x 11.75"
12.	11020	Innovator® Overflow Ell, Schedule 40, ABS
	14020	Innovator® Overflow Ell, Schedule 40, PVC
13.	10675	Overflow Ell Washer, Foam
14.	11121	ABS Retainer Star Nut for Innovator®
15.	01004CP	Overflow Plate for Innovator®
16.	11575	Test Plug with O-Ring-type Gasket

**See below for optional installations possible.**

## 940/941 Series Features



Includes built-in test membrane

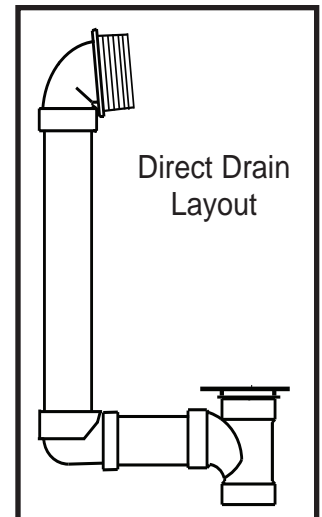
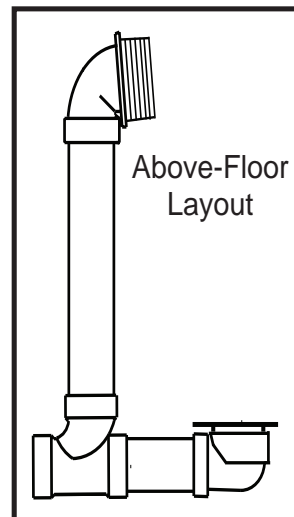
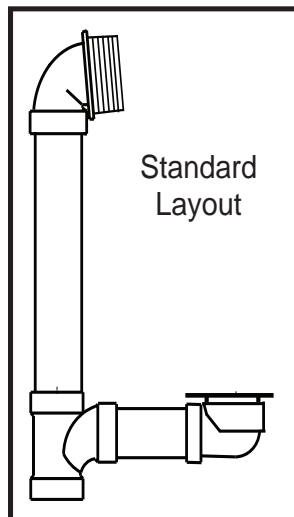


Easily remove membrane after testing.



After installation, snap on overflow plate. No screws

***This product can be assembled in three different ways:***



*Always A Step Ahead*

WATCO MANUFACTURING COMPANY  
1220 South Powell Road  
Independence, MO 64057-2724  
Phone: 816-796-3900 • 800-821-8576  
Fax: 816-796-0875 • 800-399-2826  
www.watcomfg.com